

ZAKŁAD IZOLATORÓW ELEKTROTECHNICZNYCH BOPLAST Sp. z o.o.

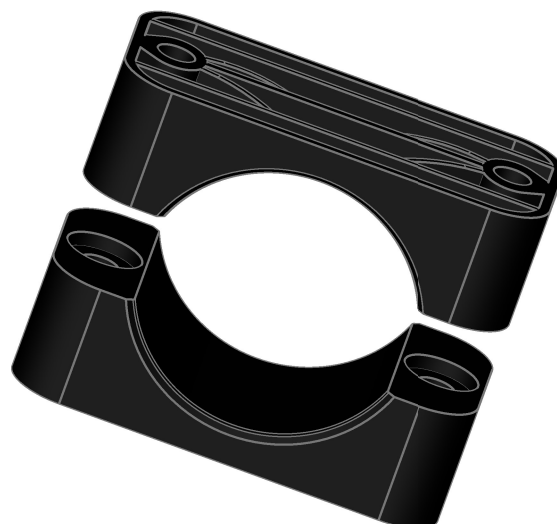
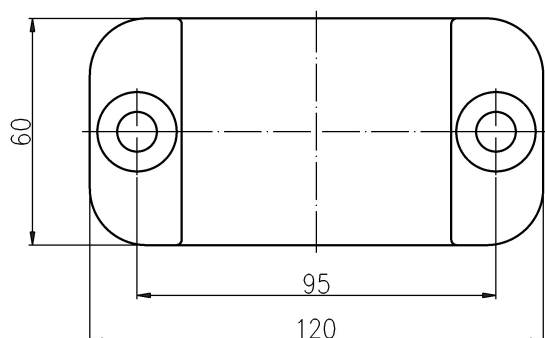
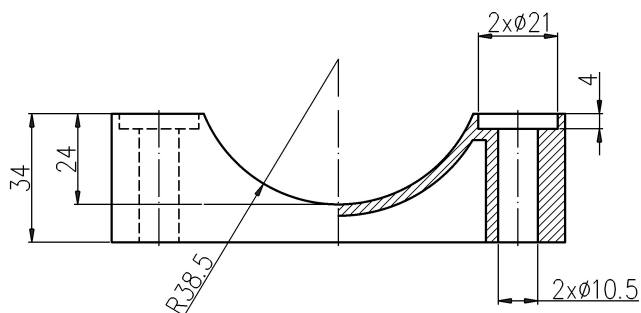
Adres:

ul. B.Krzywoustego 1,
tel. +48 59 862 01 86;
www.boplast.pl

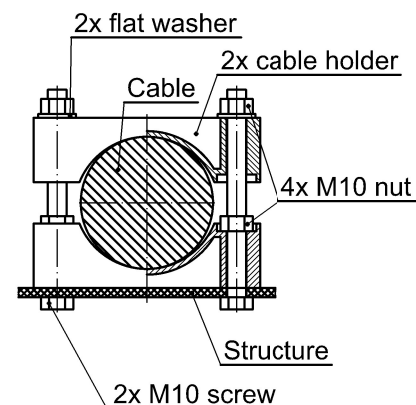
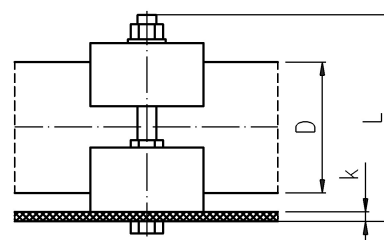
84-300 Łęborg
tel. 516 198 886
e-mail: boplast@boplast.pl

POST INSULATORS * BUSHING INSULATORS * INSULATION PRODUCTS * SERVICES

Cable holder UK1 50/75



Cable holder assembly diagram



- Holder material:
Itamid B-GF-28-30-VO.

Rated strength of cable attachment in holder	60 N
Bending strength Po	10 kN
Cable diameter range ØD	50 - 75 mm
Screw length L=D+k+33	L mm
Weight	0,13 kg

- Holder is supposed to be mounted to structure with M10 screws, of which length has to be calculated using formula indicated in table.
- Complete holder contains two identical parts, two M10 screws, two washers and four M10 nuts.
- Screws, washers and nuts are not included in the package.