

# ZAKŁAD IZOLATORÓW ELEKTROTECHNICZNYCH BOPLAST Sp. z o.o.


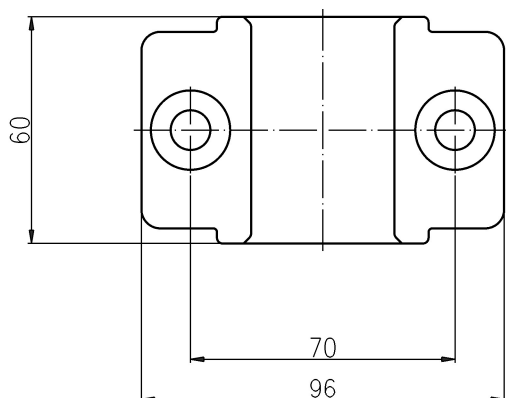
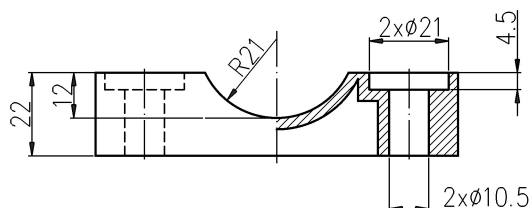
Adres:

ul. B.Krzywoustego 1,  
tel. +48 59 862 01 86;  
www.boplast.pl

84-300 Łęborg  
tel. 516 198 886  
e-mail: boplast@boplast.pl

POST INSULATORS \* BUSHING INSULATORS \* INSULATION PRODUCTS \* SERVICES

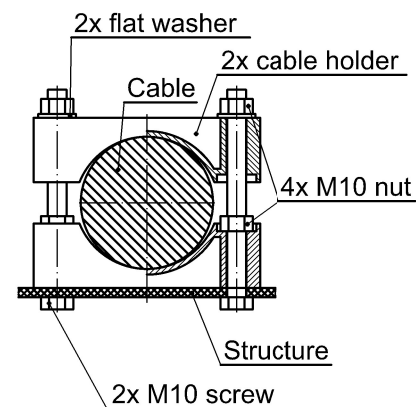
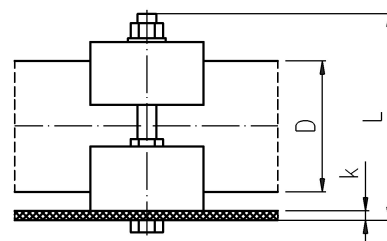
## Cable holder UK1 26/38



- Holder material:  
Itamid B-GF-28-30-VO.

Rated strength of cable attachment in holder	60 N
Bending strength $P_o$	10 kN
Cable diameter range $\varnothing D$	26 - 38 mm
Screw length $L=D+k+33$	L mm
Weight	0,07 kg

### Cable holder assembly diagram



- Holder is supposed to be mounted to structure with M10 screws, of which length has to be calculated using formula indicated in table.
- Complete holder contains two identical parts, two M10 screws, two washers and four M10 nuts.
- Screws, washers and nuts are not included in the package.